


特点/Features :

速度快 ;

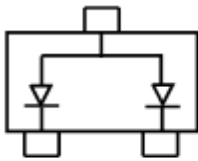
用途/Applications :

高速开关电路。

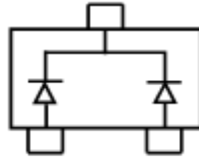
电路和印章/Circuit&Marking:



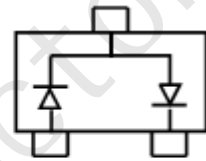
SOT-23



BAW56 Marking: A1



BAV70 Marking: A4



BAV99 Marking: A7

极限参数/Absolute maximum ratings(Ta=25°C)

参数/Parameter	符号/ Symbol	数值/Value	单位/Unit
反向电压/Reverse Voltage	V_R	70	V
正向电流/Forward Current	I_F	200	mA
正向瞬间峰值电流/Peak Forward Surge Current	$I_{FM(surge)}$	500	mA
功率/ Power Dissipation	P_D	0.225	W
热阻/Thermal Resistance Junction to Ambient Air	R_{JA}	556	/W
结温/Junction Temperature	T_j	150	
储存温度/Storage Temperature	T_{stg}	-55 ~ 150	

电性能参数/Electrical characteristics (Ta=25°C)

参数/Parameter	符号	测试条件	最小值	最大值	单位
反向击穿电压/Reverse Breakdown Voltage	V_R	$I_R = 100 \mu A$	70		V
正向电压/Forward Voltage	V_{F1}	$I_F = 1mA$		0.715	V
	V_{F2}	$I_F = 10mA$		0.855	V
	V_{F3}	$I_F = 50mA$		1	μA
	V_{F4}	$I_F = 150mA$		1.25	μA
反向漏电流/Reverse Current	I_R	$V_R = 70V$		2.5	μA
端电容/Capacitance Between Terminals	C_T	$V_R = 0, f = 1MHz$		1.5	pF
反向恢复时间/Reverse Recovery Time	t_{rr}	$I_F = I_R = 10mA,$ $I_{rr} = 0.1 I_R,$ $R_L = 100$		6	nS

典型特性曲线图/Typical Characteristics

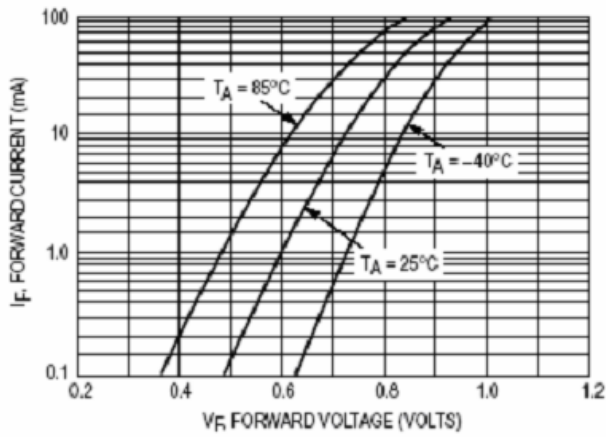


Figure 1. Forward Voltage

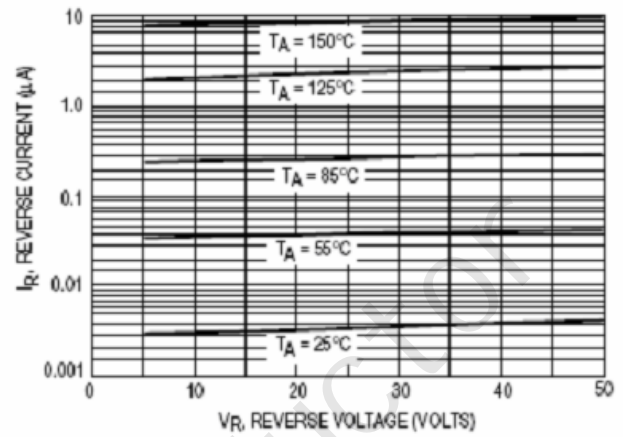


Figure 2. Leakage Current

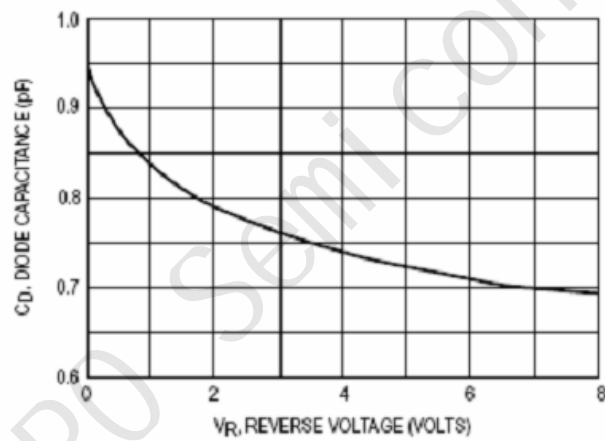
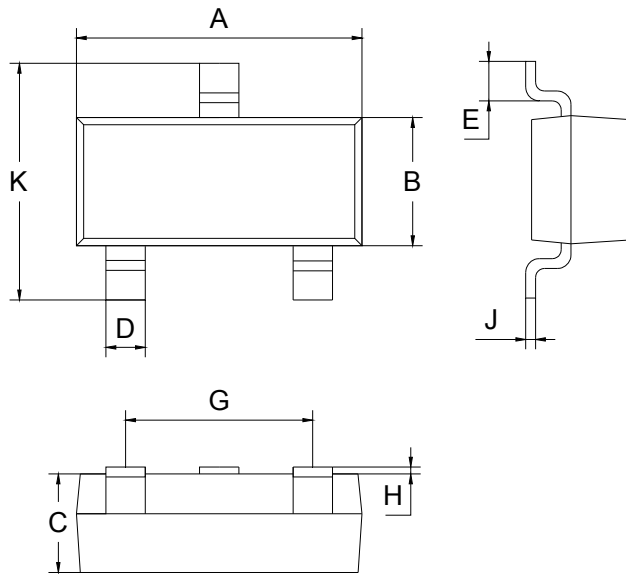


Figure 3. Capacitance

封装尺寸/PACKAGE OUTLINE

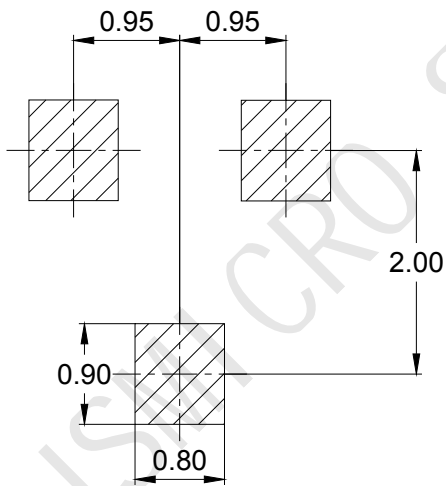
Plastic surface mounted package

SOT-23



SOT-23		
Dim	Min	Max
A	2.70	3.10
B	1.10	1.50
C	0.9	1.1
D	0.3	0.5
E	0.35	0.48
G	1.80	2.00
H	0.02	0.1
J	0.05	0.15
K	2.20	2.60
All Dimensions in mm		

SOLDERING FOOTPRINT



Unit : mm